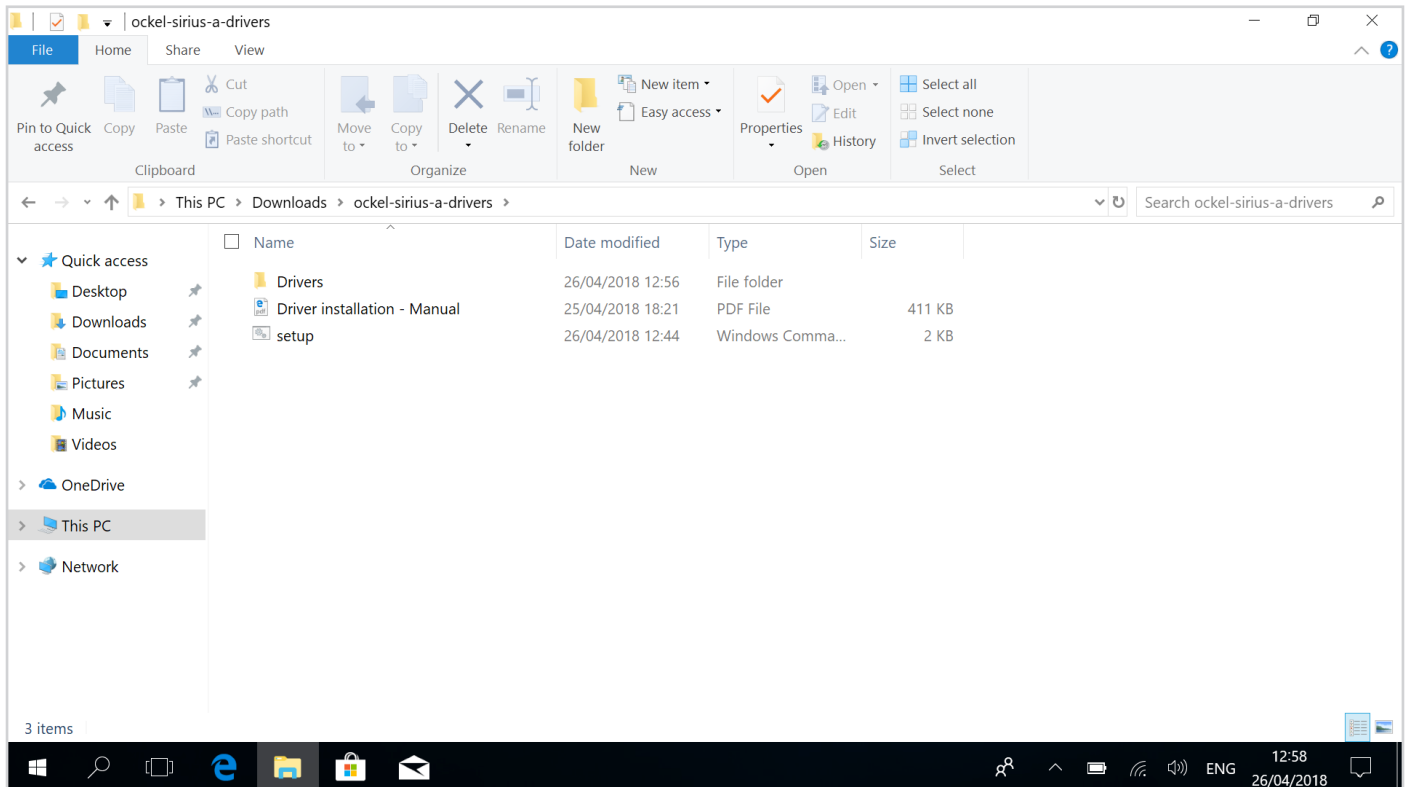




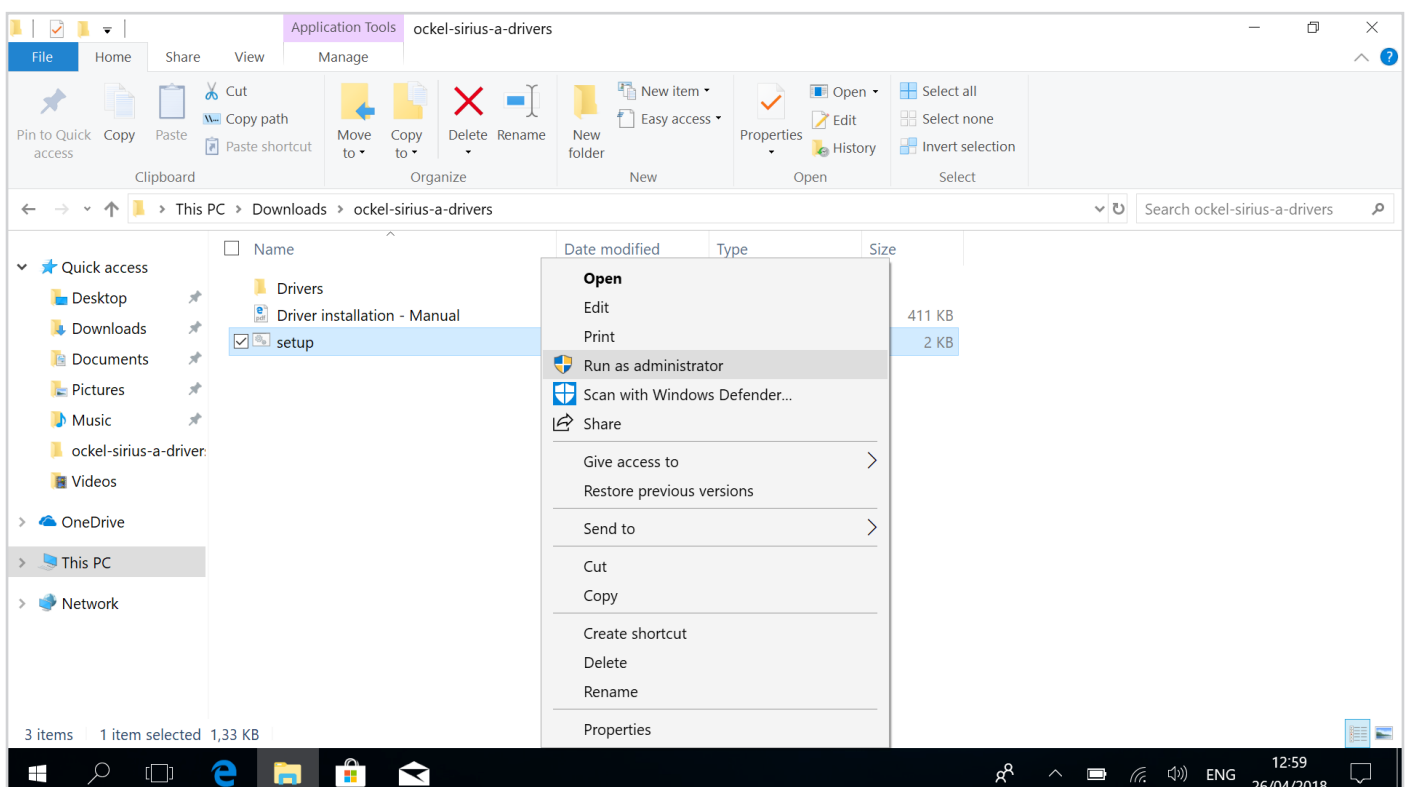
# Sirius A (Pro)

## Driver installation

1. After extracting the files from the .zip file, you will be prompted with the following files/folders:

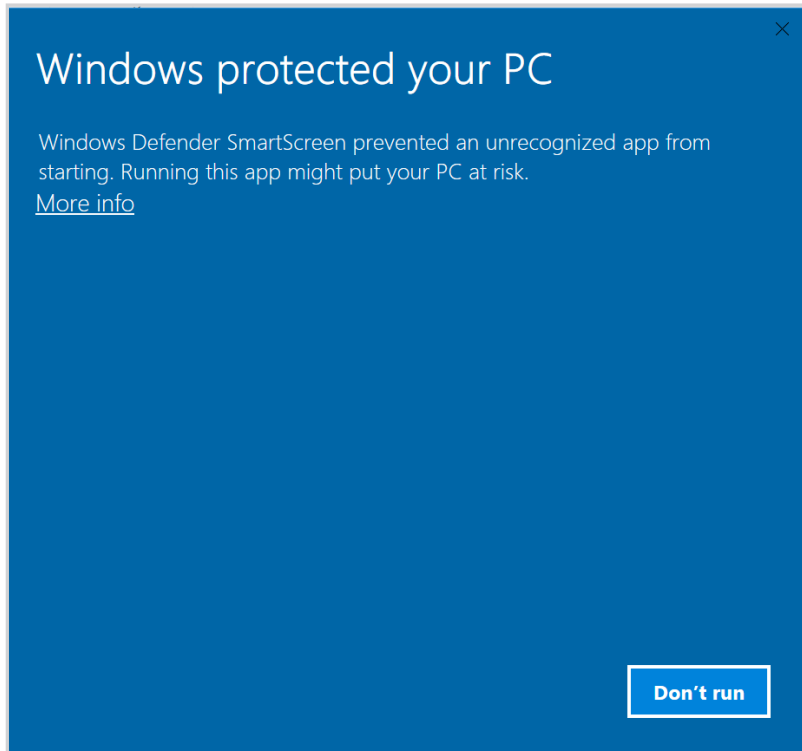


2. Right-click on the 'setup' file and select: 'Run as administrator':

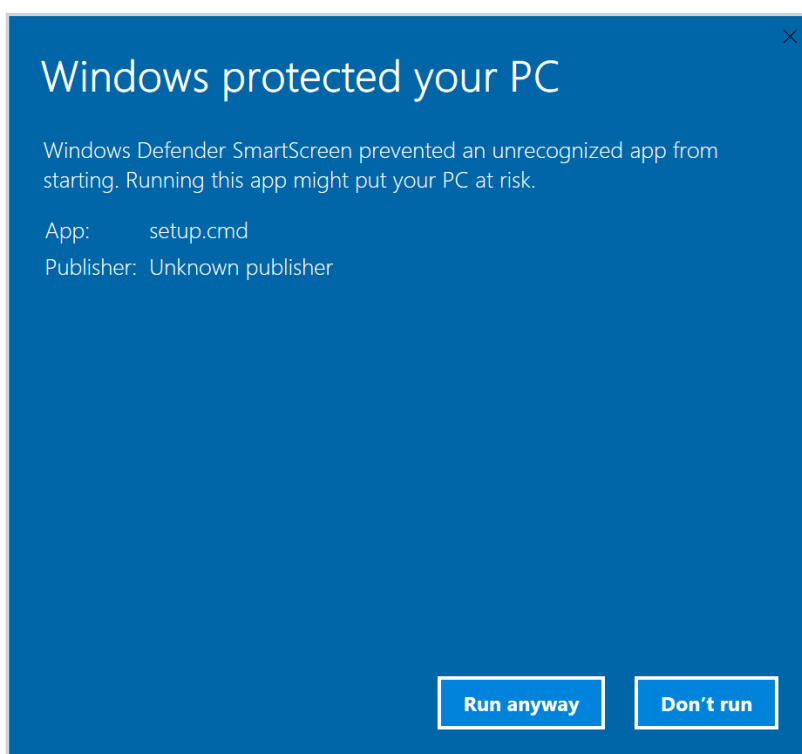




3. In some cases you might be prompted with the following notification. If not, proceed to step 5.



4. Click on 'More info' and click on 'Run anyway':





5. You will be prompted with the following screen. The drivers will automatically be installed. In some cases a 'failed to install driver' notification may be noticeable, this is part of the installation progress and there is no need to report this notification. The driver installation process may take up to 5 minutes to complete. As soon as the process has been completed, the window will be closed automatically.

```
C:\WINDOWS\System32\cmd.exe

Total attempted:      1
Number successfully imported: 1

Waiting for 0 seconds, press a key to continue ...
cd /d C:\Users\Ockel Demo\Downloads\ockel-sirius-a-drivers\Drivers\advsensorhidclassdriverV2\
pnputil -i -a AdvSensorHIDClassDriverV2.inf
Microsoft PnP Utility

Processing inf :      AdvSensorHIDClassDriverV2.inf
Successfully installed the driver on a device on the system.
Driver package added successfully.
Published name :      oem49.inf

Total attempted:      1
Number successfully imported: 1

Waiting for 0 seconds, press a key to continue ...
cd /d C:\Users\Ockel Demo\Downloads\ockel-sirius-a-drivers\Drivers\boschgyroscope\
pnputil -i -a BoschGyroscope.inf
Microsoft PnP Utility

Processing inf :      BoschGyroscope.inf
Failed to install the driver on any of the devices on the system : No more data is available.

Total attempted:      1
Number successfully imported: 0

Waiting for 2 seconds, press a key to continue ...
```

6. A reboot is required to reflect the changes on to the system. Please manually reboot your Ockel Sirius A (Pro).

If you have any questions regarding our products or this manual, please feel free to contact us at [support@ockelcomputers.com](mailto:support@ockelcomputers.com). We answer all questions within 48 business hours (Monday-Friday)